

# Matthew

9635  
9636  
9637

Project Name \_\_\_\_\_

Fixture Type \_\_\_\_\_

Quantity \_\_\_\_\_

Norwell | Lighting

I L E X

Custom Metalcraft



Matthew 1 Light  
9635-CH-SQ

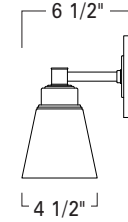


Matthew 2 Light  
9636-BN-SQ

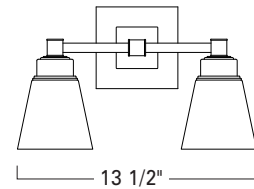


Matthew 3 Light  
9637-CH-SQ

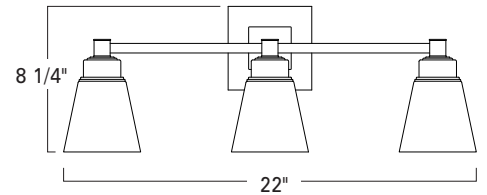
9635



9636



9637



Product Name / Model / Dimensions	Finish Options	Glass Options	Lamping Options																
Matthew (One Light) - 9635 Matthew (Two Light) - 9636 Matthew (Three Light) - 9637	<b>Standard</b> Brushed Nickel / BN Chrome / CH	<b>Standard</b> Square Glass / SQ 4.50" H X 4.25" W	<b>Standard</b> Incandescent / IN 9635 - (1) 75 Watt Edison 9636 - (2) 75 Watt Edison 9637 - (3) 75 Watt Edison																
<table border="1"> <thead> <tr> <th>Series</th> <th>Height</th> <th>Width</th> <th>Projection</th> </tr> </thead> <tbody> <tr> <td>9635</td> <td>8.25"</td> <td>4.50"</td> <td>6.50"</td> </tr> <tr> <td>9636</td> <td>8.25"</td> <td>13.50"</td> <td>6.50"</td> </tr> <tr> <td>9637</td> <td>8.25"</td> <td>22.00"</td> <td>6.50"</td> </tr> </tbody> </table>	Series	Height	Width	Projection	9635	8.25"	4.50"	6.50"	9636	8.25"	13.50"	6.50"	9637	8.25"	22.00"	6.50"			
Series	Height	Width	Projection																
9635	8.25"	4.50"	6.50"																
9636	8.25"	13.50"	6.50"																
9637	8.25"	22.00"	6.50"																
Backplate 4.50" square																			

Damp Location and UL/ETL Listed

10-2020

**DISCLAIMER:**

Norwell Lighting and its companies, ILEX Architectural Lighting and Custom Metalcraft reserve the right to change specifications related to its product at anytime. USA Made indicates product is manufactured in East Taunton, Massachusetts facility. Phone: 508-823-1751